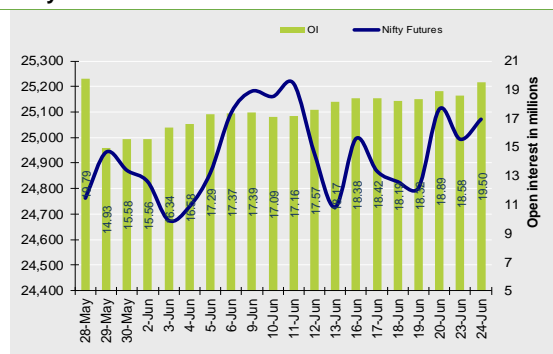


### Nifty Snapshot

	Close	Prv Cl.	Ab chg	% chg
<b>Spot</b>	25,044.35	24,971.90	72.45	0.29
<b>Futures</b>	25,071.70	24,993.30	78.40	0.31
<b>Oil(ml shr)</b>	19.50	18.58	0.92	4.95
<b>Vol (lots)</b>	251849	170935	80914	47.34
<b>COC</b>	27.35	21.40	5.95	27.8
<b>PCR-OI</b>	0.85	1.04	-0.19	-18.1

### Nifty Futures Price v/s OI



### Institutional Activity in previous trading session

(in Rs cr.)	Buy	Sell	Net
Index Futures	12646.69	14104.46	-1457.77
Index Options	2071072.05	2102876.98	-31804.93
Stock Futures	146172.44	144165.29	2007.15
Stock Options	118299.13	115664.19	2634.94
FII Cash	13,628.08	18,894.09	-5,266.01
DII Cash	14,931.45	9,721.85	5,209.60

### Net FII Activity (in Rs cr.)

Date	Idx Fut	Stk Fut	Idx Opt	Cash
24-Jun	-1457.8	2007.1	-31804.9	-5266
23-Jun	-1174.4	-311.9	13646.0	-1874
20-Jun	117.8	4403.2	-22365.6	7941
19-Jun	425.9	414.6	30175.8	935
18-Jun	43.6	-1780.4	-13869.0	891
17-Jun	393.9	-1340.6	8112.1	1483

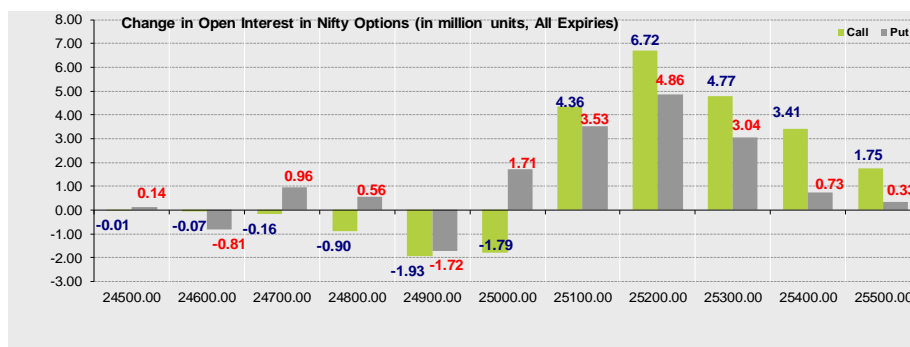
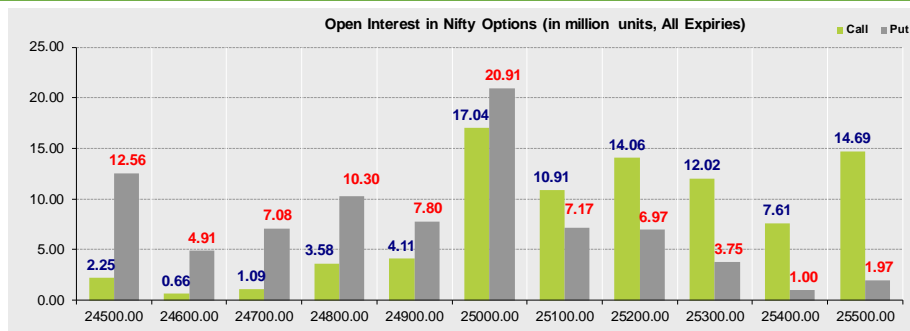
### Technical Pivot (Intraday):

	S2	S1	PIVOT	R1	R2
NIFTY	24840	24955	25150	25270	25465
BANKNIFTY	56055	56280	56580	56800	57100

### Summary

- Indian markets closed on a positive note where buying was mainly seen in Automobiles, Metals, Financial Services Sectors. Nifty June Futures closed at 25071.70 (up 78.40 points) at a premium of 27.35 pts to spot.
- FII's were net sellers in Cash to the tune of 5266.01 Cr and were net sellers in index futures to the tune of 1457.77 Cr.
- India VIX decreased by 2.88% to close at 13.64 touching an intraday high of 14.34.

### Open Interest in Nifty Options:



- The above second chart shows previous trading day's change in Nifty options where Addition in OI were seen in 25400, 25300, 25200, 25100 strike Calls and at 24800, 25000, 25100 strike Puts indicating market is likely to remain range bound in the near term.
- Highest OI build-up is seen at 25000 strike Calls and 25000 strike Puts, to the tune of 17.04mn and 20.91mn respectively.

### Outlook on Nifty:

**Index is likely to open on a gap up note today and is likely to remain range bound during the day.**

(Price is in Rs; OI is in million units; Price chg and OI chg are in percentage) **NB RESEARCH**

### Fresh Longs seen in:

Scrip	Price	Price chg	OI	OI Chg
TITAGARH	926.2	5.5	6.9	25.6
KAYNES	5807.5	0.3	0.8	12.4
MANKIND	2314.1	0.5	0.9	12.1

### Short Covering seen in:

Scrip	Price	Price chg	OI	OI Chg
TATACOMM	1650.6	0.5	3.9	-15.3
IGL	207.1	0.3	18.0	-12.0
NMDC	69.4	2.2	246.1	-11.3

### Fresh Shorts seen in:

Scrip	Price	Price chg	OI	OI Chg
KPITTECH	1298.0	-6.8	5.0	38.6
OIL	447.3	-5.6	21.0	34.0
NTPC	330.4	-1.1	148.7	18.4

### Long Unwinding seen in:

Scrip	Price	Price chg	OI	OI Chg
MANAPPURAM	269.8	-0.3	31.9	-9.4
MCX	8229.5	-0.7	2.1	-6.6
BIOCON	350.8	-0.6	35.9	-6.3

**NIFTY50 Options OI (CE OI = Resistance) (PE OI = Support)**

Symbol	Highest CE OI	Highest PE OI	CMP
ADANIENT	2600	2800	2509
ADANIPTS	1500	1400	1392
APOLLOHOSP	7200	6800	7003
ASIANPAINT	2280	2260	2277
AXISBANK	1220	1200	1222
BAJAJ-AUTO	8790	8390	8381
BAJFINANCE	1000	880	918
BAJAJFINSV	2100	2000	2010
BEL	430	400	418
BHARTIARTL	1880	1880	1934
CIPLA	1600	1320	1505
COALINDIA	400	400	392
DRREDDY	1300	1300	1335
EICHERMOT	5500	5500	5625
ETERNAL	270	240	255
GRASIM	2700	2700	2778
HCLTECH	1720	1640	1697
HDFCBANK	2000	1940	1964
HDFCLIFE	800	780	780
HEROMOTOCO	4400	4200	4298
HINDALCO	700	650	669
HINDUNILVR	2400	2300	2267
ICICIBANK	1470	1450	1425
ITC	430	420	415
INDUSINDBK	820	800	832

**NIFTY50 Options OI (CE OI = Resistance) (PE OI = Support)**

Symbol	Highest CE OI	Highest PE OI	CMP
INFY	1640	1600	1584
JSWSTEEL	1020	980	1009
JIOFIN	310	290	301
KOTAKBANK	2300	2100	2220
LT	3740	3600	3610
M&M	3200	3000	3153
MARUTI	13000	12500	12621
NTPC	340	340	330
NESTLEIND	2380	2200	2368
ONGC	255	240	244
POWERGRID	300	270	287
RELIANCE	1500	1420	1453
SBILIFE	1860	1800	1840
SHRIRAMFIN	700	660	677
SBIN	820	800	797
SUNPHARMA	1700	1680	1664
TCS	3500	3400	3393
TATACONSUM	1200	1080	1108
TATAMOTORS	700	650	675
TATASTEEL	161.4	146.4	155
TECHM	1700	1600	1680
TITAN	3600	3400	3525
TRENT	6200	5800	6065
ULTRACEMCO	12000	9800	11608
WIPRO	270	260	266

OI against MWPL				
Symbol	MWPL	Open Interest	Limit for next day	% OI
TITAGARH	16037381	15448550	Ban	96%
TATATECH	36328758	31218600	3293720	86%
LTF	168467595	140111262	19932953	83%
CDSL	35530000	28781750	4971750	81%
RBLBANK	121575211	97164425	18332025	80%
MCX	10180563	8007700	1663834	79%
GRANULES	29668038	23334925	4849711	79%
BANDHANBNK	193371109	151901600	31800953	79%
CHAMBLFERT	31728204	24719950	5421843	78%
BSOFT	32988281	25616500	5722366	78%
AARTIIND	41876170	32350200	7432161	77%
BIOCON	94007780	71767500	17539891	76%
ABFRL	121580965	92471600	23030316	76%
HFCL	189248684	141756600	38029649	75%
MANAPPURAM	109606743	81009000	23117405	74%
BSE	63258922	46525500	13570475	74%
HINDCOPPER	65482129	48065700	14142322	73%
HAL	37934515	27804000	8233789	73%
PNB	687763516	502640000	150735340	73%
DIXON	8159946	5939100	1812848	73%
HUDCO	100095000	72606575	22483675	73%
LICHSGFIN	60244101	43637000	13594895	72%
NMDC	689383367	496800000	158114198	72%
INOXWIND	134884086	96978975	31160906	72%
ABCAPITAL	162442174	115834500	38485565	71%
ANGELONE	11638502	8259550	2797026	71%
MAZDOCK	12239606	8670725	2956900	71%
IREDA	134388235	94317200	33351623	70%
IEX	177849950	124327500	44629952	70%
TATACHEM	31601465	22078750	7942641	70%
SAIL	289148547	200329800	74361319	69%
CANBK	672420574	464636250	174163295	69%
INDUSINDBK	125014099	85399300	33364094	68%

[illegible]

**Derivative Recommendations:**

Stock Name	Call (Buy/Sell)	Entry price	Targets	Stop Loss	Duration	Status
HUDCO (Bull Call spread)	Buy	9.8	20	4	Positional	Open
IRFC (Bull Call Spread)	Buy	3.6	7.2	1.8	Positional	Open
LTF 200CE	Buy	9.7	14	7.5	1-2 Days	Open

**FROM THE EQUITY DERIVATIVE DESK:**

**NIRAV HARISH CHHEDA**  
AVP - DERIVATIVES AND TECHNICAL RESEARCH  
E-Mail: [nirav.chheda@nirmalbang.com](mailto:nirav.chheda@nirmalbang.com)  
Tel no: 6273-8199/8000

**AMIT BHUPTANI**  
SNR.DERIVATIVES AND TECHNICAL RESEARCH ANALYST  
E-Mail: [amit.bhuptani@nirmalbang.com](mailto:amit.bhuptani@nirmalbang.com)  
Tel no: 6273-8242/8000

**DISCLOSURES**

Research Reports that are published by Nirmal Bang Securities Private Limited (hereinafter referred to as "NBSPL") are for private circulation only. NBSPL is a registered Research Analyst under SEBI (Research Analyst) Regulations, 2014 having Registration no. INH000001766. NBSPL is also a registered Stock Broker with National Stock Exchange of India Limited, BSE Limited, Metropolitan Stock Exchange of India Limited, Multi Commodity Exchange of India Limited, National Commodity and Derivative Exchange Limited and Indian Commodity Exchange Limited in cash and Equity and Commodities derivatives segments.

NBSPL has other business divisions with independent research teams separated by Chinese walls, and therefore may, at times, have different or contrary views on stocks and markets.

NBSPL or its associates have not been debarred / suspended by SEBI or any other regulatory authority for accessing / dealing in securities Market. NBSPL, its associates or analyst or his relatives do not hold any financial interest (Except Investment) in the subject company. NBSPL or its associates or Analyst do not have any conflict or material conflict of interest at the time of publication of the research report with the subject company. NBSPL or its associates or Analyst or his relatives may or may not hold beneficial ownership of 1% or more in the subject company at the end of the month immediately preceding the date of publication of this research report.

NBSPL or its associates / analyst has not received any compensation / managed or co-managed public offering of securities of the company covered by Analyst during the past twelve months. NBSPL or its associates have not received any compensation or other benefits from the company covered by Analyst or third party in connection with the research report. Analyst has not served as an officer, director or employee of Subject Company. NBSPL / analyst has not been engaged in market making activity of the subject company.

Analyst Certification: The research analysts and authors of these reports, hereby certify that the views expressed in this research report accurately reflects my/our personal views about the subject securities, issuers, products, sectors or industries. It is also certified that no part of the compensation of the analyst(s) was, is, or will be directly or indirectly related to the inclusion of specific recommendations or views in this research. The analyst(s) principally responsible for the preparation of this research report and has taken reasonable care to achieve and maintain independence and objectivity in making any recommendations.

**DISCLAIMER**

This report is for the personal information of the authorized recipient and does not construe to be any investment, legal or taxation advice to you. NBSPL is not soliciting any action based upon it. Nothing in this research shall be construed as a solicitation to buy or sell any security or product, or to engage in or refrain from engaging in any such transaction. In preparing this research, we did not take into account the investment objectives, financial situation and particular needs of the reader.

This research has been prepared for the general use of the clients of NBSPL and must not be copied, either in whole or in part, or distributed or redistributed to any other person in any form. If you are not the intended recipient you must not use or disclose the information in this research in any way. Though disseminated to all the customers simultaneously, not all customers may receive this report at the same time. NBSPL will not treat recipients as customers by virtue of their receiving this report. This report is not directed or intended for distribution to or use by any person or entity resident in a state, country or any jurisdiction, where such distribution, publication, availability or use would be contrary to law, regulation or which would subject NBSPL & its group companies to registration or licensing requirements within such jurisdictions.

The report is based on the information obtained from sources believed to be reliable, but we do not make any representation or warranty that it is accurate, complete or up-to-date and it should not be relied upon as such. We accept no obligation to correct or update the information or opinions in it. NBSPL or any of its affiliates or employees shall not be in any way responsible for any loss or damage that may arise to any person from any inadvertent error in the information contained in this report. NBSPL or any of its affiliates or employees do not provide, at any time, any express or implied warranty of any kind, regarding any matter pertaining to this report, including without limitation the implied warranties of merchantability, fitness for a particular purpose, and non-infringement. The recipients of this report should rely on their own investigations.

This information is subject to change without any prior notice. NBSPL reserves its absolute discretion and right to make or refrain from making modifications and alterations to this statement from time to time. Nevertheless, NBSPL is committed to providing independent and transparent recommendations to its clients, and would be happy to provide information in response to specific client queries.

Before making an investment decision on the basis of this research, the reader needs to consider, with or without the assistance of an adviser, whether the advice is appropriate in light of their particular investment needs, objectives and financial circumstances. There are risks involved in securities trading. The price of securities can and does fluctuate, and an individual security may even become valueless. International investors are reminded of the additional risks inherent in international investments, such as currency fluctuations and international stock market or economic conditions, which may adversely affect the value of the investment. Opinions expressed are subject to change without any notice. Neither the company nor the director or the employees of NBSPL accept any liability whatsoever for any direct, indirect, consequential or other loss arising from any use of this research and/or further communication in relation to this research. Here it may be noted that neither NBSPL, nor its directors, employees, agents or representatives shall be liable for any damages whether direct or indirect, incidental, special or consequential including lost revenue or lost profit that may arise from or in connection with the use of the information contained in this report.

Copyright of this document vests exclusively with NBSPL. Our reports are also available on our website [www.nirmalbang.com](http://www.nirmalbang.com)